

Creating Music CD/DVD for TV Display

(Adventures in music storage)

What Are Music DVDs

Why do this?

Approaches

Software demos

**John Campbell
Computers plus**

jcampbell@highstream.net

What is a Music DVD

- Music Dvds are DVDs with music files and an index that can be viewed on your TV screen. The DVD is a video DVD (like a regular movie DVD) with the video portion being the index and having chapters (folders of music files). Depending on how your TV and stereo/home theater is set up the video (disc index) is played on the TV with the Audio through your sound system. To me, the ability to capture song names (name of the music file) and display them conveniently is very handy. Many CD labeling programs won't capture file names automatically if the names have been modified.
- Music DVDs can contain as many as 30 music CDs, each in an individual chapter for a total playing time of up to 25 hours. Moreover, any play time is possible depending on how many files/folders are stored on the DVD.
- Music DVDs can be played on a DVD player but **not** on a CD player

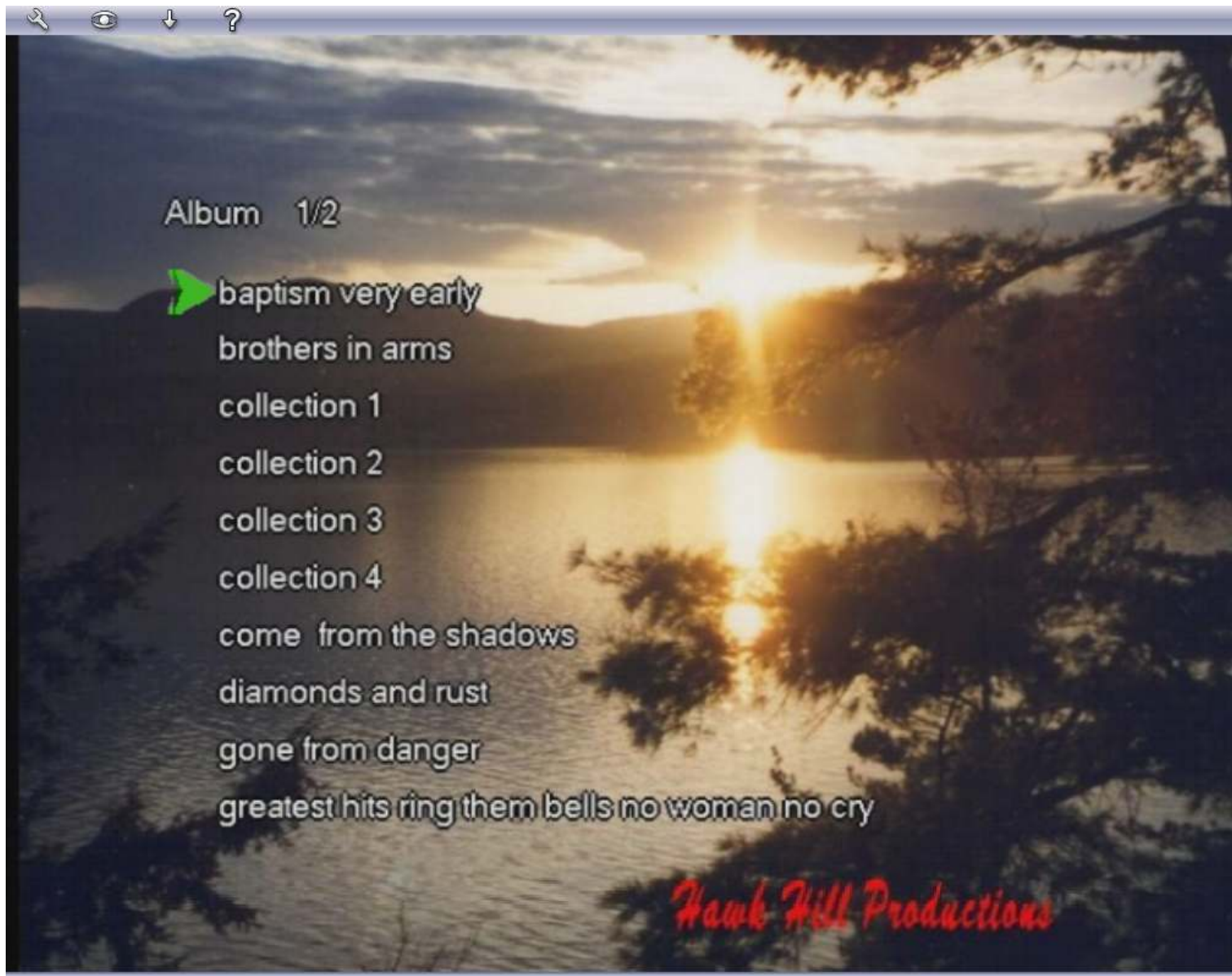
TV Display

The next two pages show screen shots of the TV display. The first page shows the individual folders (each one is like the contents of a CD) which comes up automatically when the DVD is inserted. A folder (CD disc contents) can be selected in the same way DVD chapters are. Pressing play brings up the next page where the songs/contents of the folder selected (baptism very early by Joan Baez) are shown. Pressing play will start the music.

This example was created with Audio DVD Creator, one of the two software described in more detail later.

The background is from a photograph and is set during the DVD creation process. (see later slides)

TV Display of Main Index (folders=Cd equivalents)



Contents of One Folder

Song Name 1/3

▶ all in green went my love riding

all the pretty little horses

casida of lament

childhood 3

colours

epitaph for a poet

evil

gacela of the dark death

I saw the vision of armies

in guernica

Back

Hawk Hill Productions

Why do it??

The main reason I got interested in music DVDs was because I had a large collection of music CDs in our upstate NY home. Being snowbirds, my wife and I wanted a convenient, compact, means of transporting my music files to Florida while still having the original discs in NY.

I also wanted a simple way of playing music on a sound system ideally with a readily accessible, conveniently viewed index.

There are a number of ways of accomplishing this objective such as making copies of all the discs, or converting all to mp3 files and using an mp3 player or playing mp3 files from a laptop to my sound system with a wireless setup.

However, all of the former seemed cumbersome to me and both my wife and I really wanted to be able to play discs rather than using a more complicated system.

When I started this project in the summer of 2005, I thought there should be a way to take advantage of the much greater DVD storage capability for playing music.

Software – Audio DVD Creator

A Google search in 2005 came up with a program called Audio DVD Creator that could take as many as 30 music CDs, put them on a DVD, create an index that could be displayed on a TV by playing the DVD on a regular DVD player with the audio on a sound system or alternately TV speakers (depends on how the DVD player is set up) This program costs \$40 online (<http://www.audio-dvd-creator.com>) and I purchased/downloaded it from this website.

The program, in contrast to Roxio 9 (described later) is limited but it readily creates music DVDs or music CDs, as advertised on the website above (see next page}.

I have used this program on a PIII laptop running windows 2000(6 years old) and more recently on a dell XPS windows XPS laptop (6 months old) and an AMD machine based on an Athlon 2100 CPU (4 years old). While the more powerful machines create the DVD more quickly, my old PIII machine did OK. My only complain with the software was a glitch on the W2000 machine when the disc was being burned. I have had no problems on the XP machines.

Audio DVD Creator specs

- **Features:**
- Put several (about 5-6) Audio CDs on one DVD with perfect audio quality. (I
- Put thousands of audio files on one DVD with top audio quality.
- Create DVD menu automatically.
- Create up to 99 DVD titles.
- Burn the Audio DVD to DVD-R/RW and DVD+R/RW directly.
- Create the Audio DVD to hard disk files.
- Output format is DVD-Video compliant, so that it can be played by any DVD player.
- Rip Audio CD to WAV files, and import them to Audio DVD directly.
- Import 96kHz/24bits WAV files, and keep the superb quality.
- Import Windows Media Format(.wma, .wmv, .asf), Real Media(.rm), OGG, FLAC, AC3 and AVI files via DirectShow Filters.
- Preview shows an overview of your Audio DVD.
- Save/Load your project, and edit it anytime.
- Blazing fast speed, only need about 30 minutes to create a PCM format Audio DVD. For AC3 format, it may need several hours.
- Easy to use: the wizard will guide you step by step - very suitable for beginners!
- Create Audio CD.
- Import AC3 5.1ch or AC3 2ch files, and export them to Audio DVD without quality loss.
- Use Matrix Mixer to convert 2ch audio input to AC3 5.1ch output.

NOTE: I have put as many as 25 audio CDs on one DVD rather than the 5-6 mentioned

Software: Roxio 9

Since I started making music DVDs, Roxio has updated their software to include music DVD capability in their latest offering, Roxio 9. Version 9 is a very versatile with extensive capabilities (see later). Prices range from \$49 to \$99

Music DVD preparation is very similar to Audio DVD Creator with the DVD Music wizard being a little more intuitive.

Index layout is similar but the song title page is an overlay of the main page, a somewhat awkward approach.

This software package is very good for anyone looking for extensive video/photo/audio editing capability. In some instances, however, early offerings of new Roxio programs have had bugs (eg Roxio 8)

As far as I know the new Nero version (7.5) doesnot have Music DVD capability.

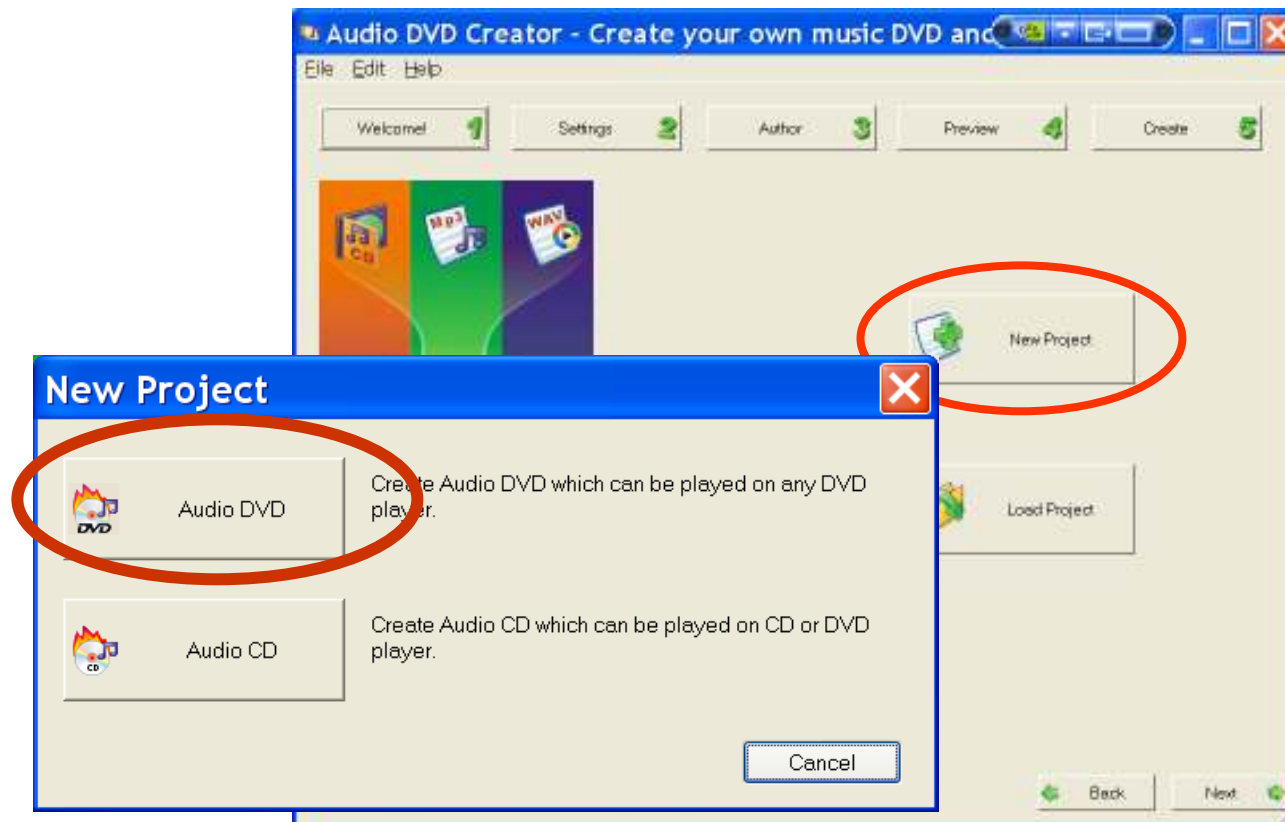
The following screen shots lead one stepwise through the process for both software packages.

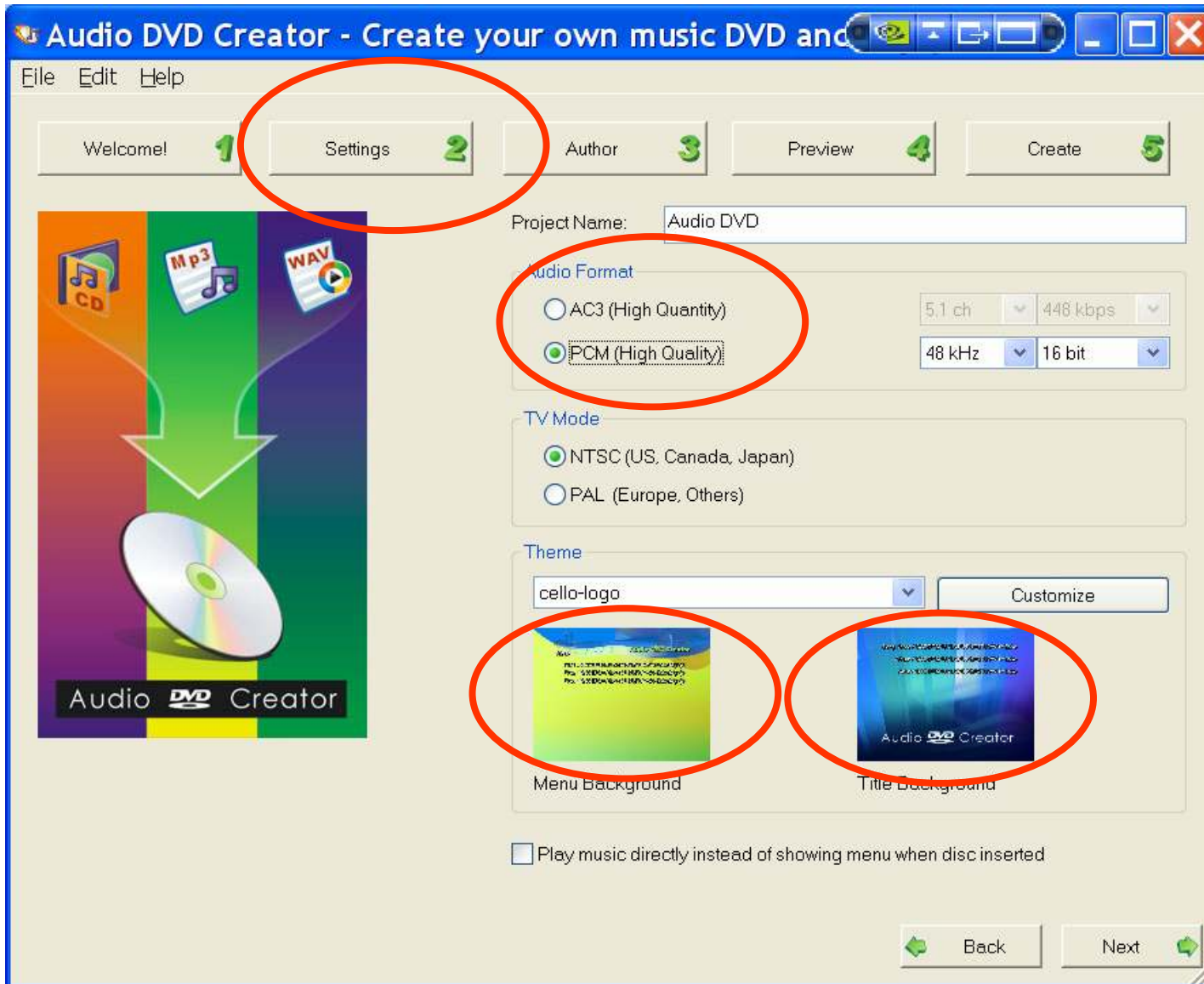
Music DVD : Hardware

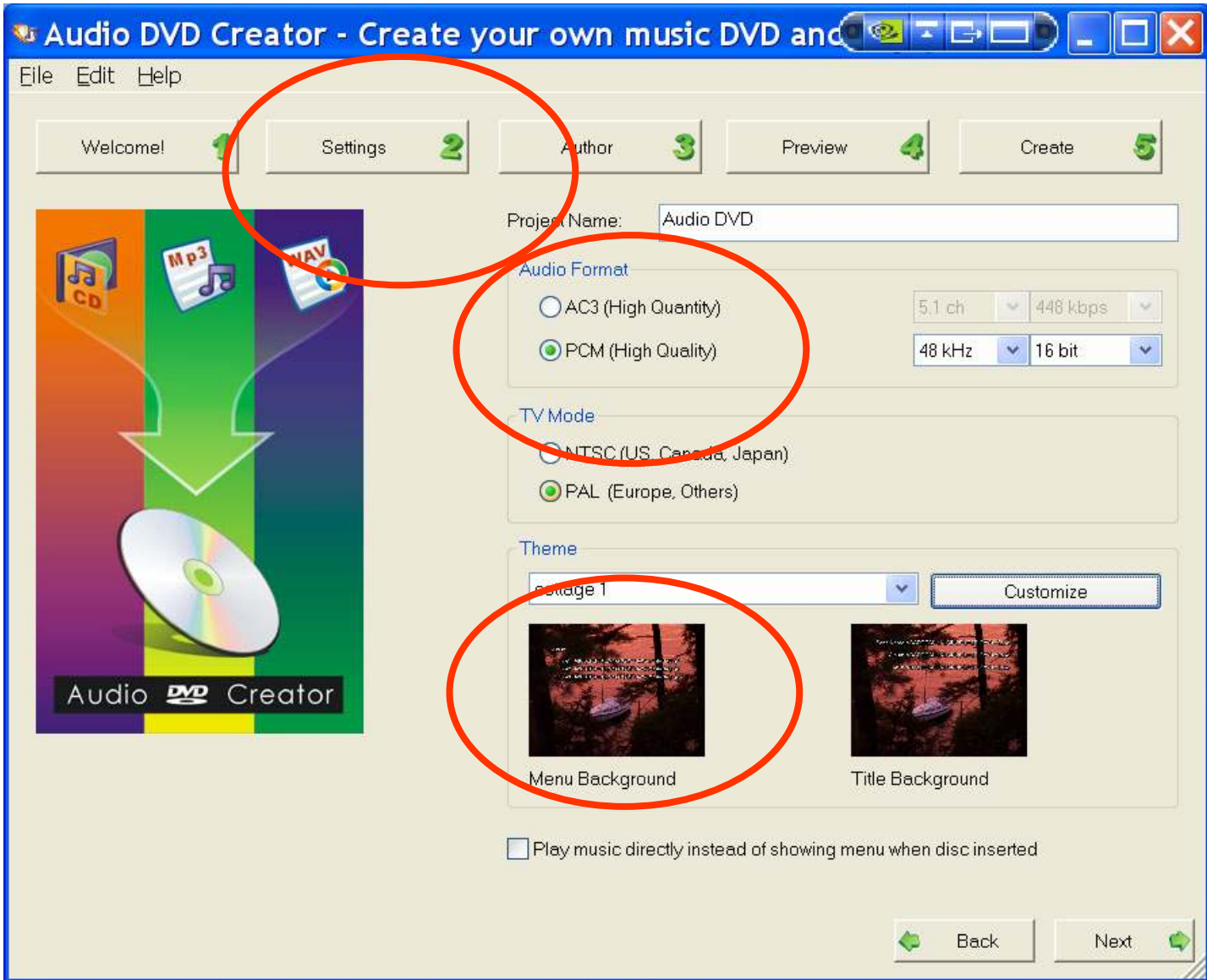
- **Computer with DVD burner**
 - **Windows 98 and 2000, XP (great)**
 - **have used a Pentium 3 laptop, Dell XPS laptop
AMD 2100 based desktop**
- **Playback on any DVD player – not CD player!**
 - **have used Apex, Sony and Panasonic models**

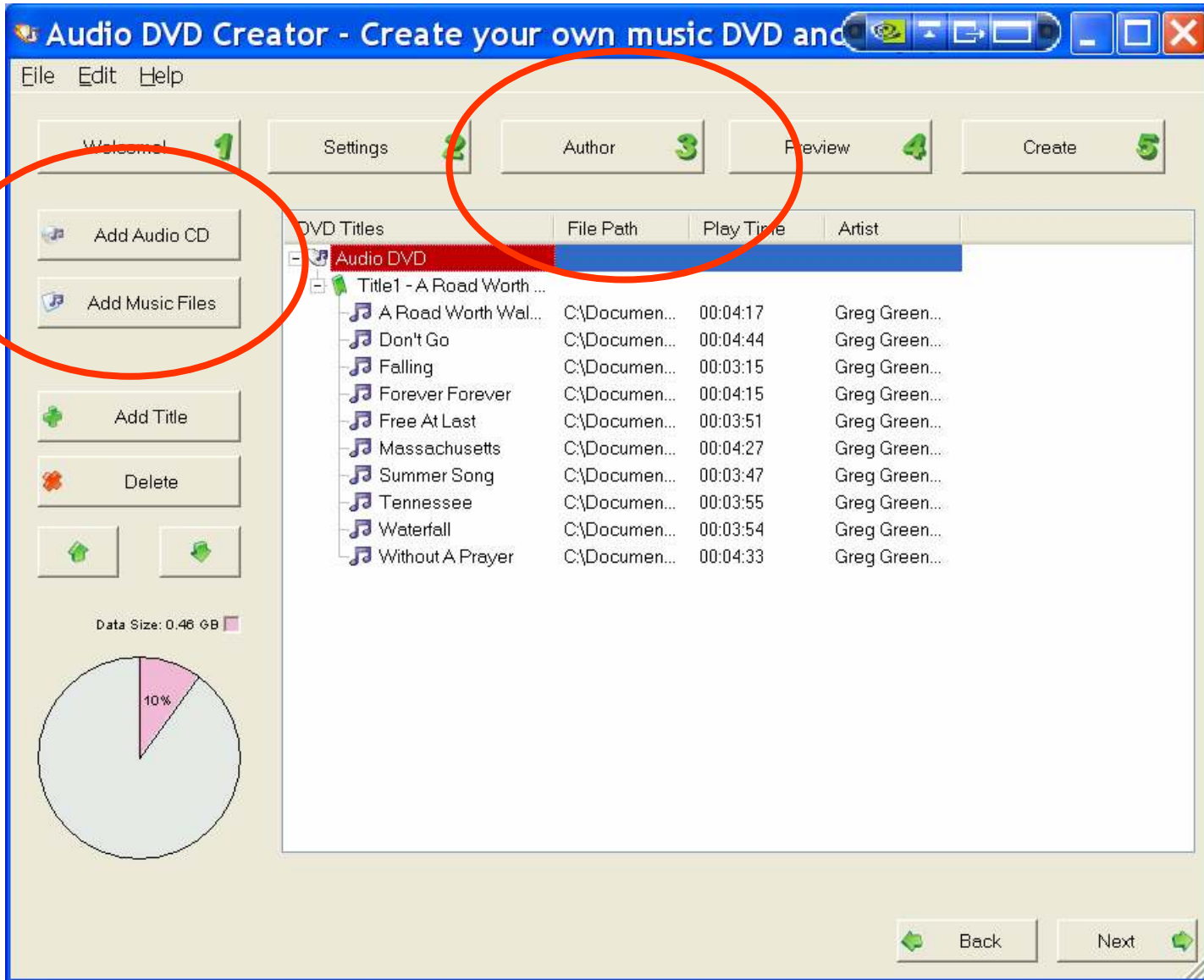
Audio DVD Creator

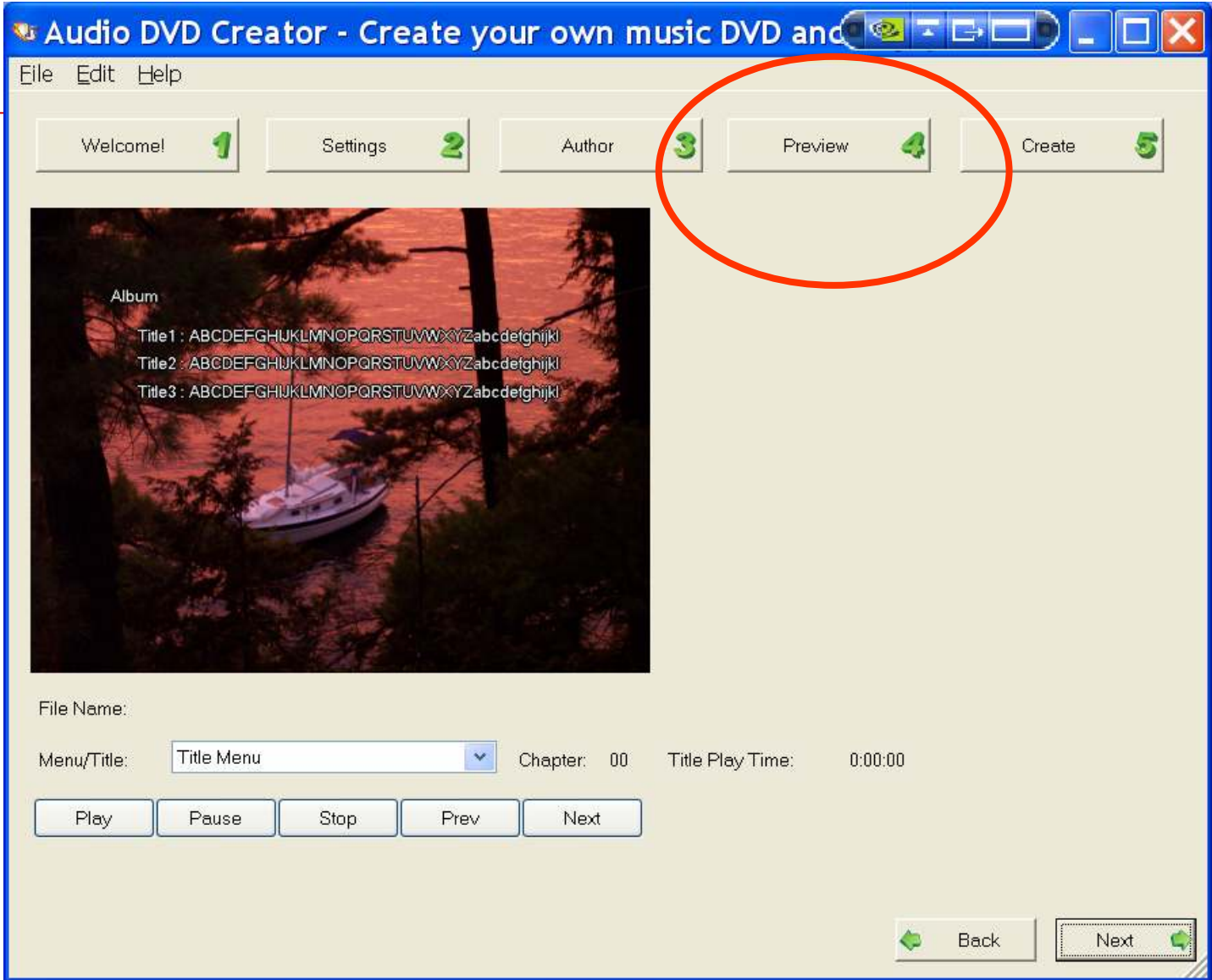
- Can transfer music Cds directly
- More convenient/flexible to convert to mp3 files











Audio DVD Creator - Create your own music DVD and



File Edit Help

Welcome! **1**

Settings **2**

Author **3**

Preview **4**

Create **5**

Select creating method:

Create DVD files to hard disk

DVD Folder:

Burn Audio DVD directly

DVD/CD Burner:

DVD/CD Writer:

Set Volume Name

Back

Go!

DVD Music Software : Roxio 9



Roxio Creator 9 Home

File Tools View Help

Home Audio Backup Copy Data My Media More

- Audio Guide
- Audio CD
- Jukebox Disc
- Convert CDs
- Quick Music DVD
- Convert LPs/Tapes
- Easy Audio Capture
- Music Disc Creator
- Create Ringtones
- Sound Editor
- Tag Editor
- Rename Audio Files

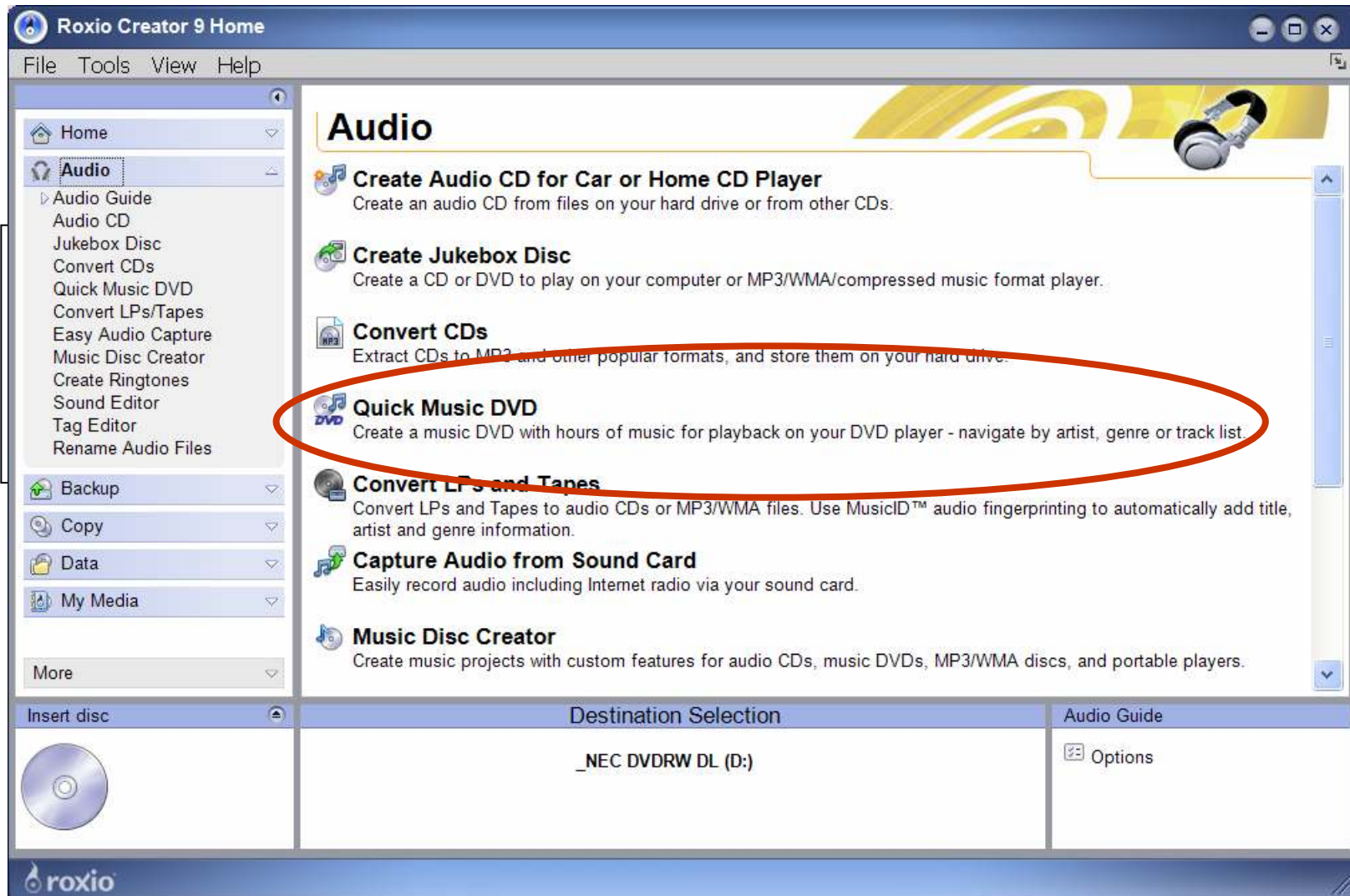
Audio

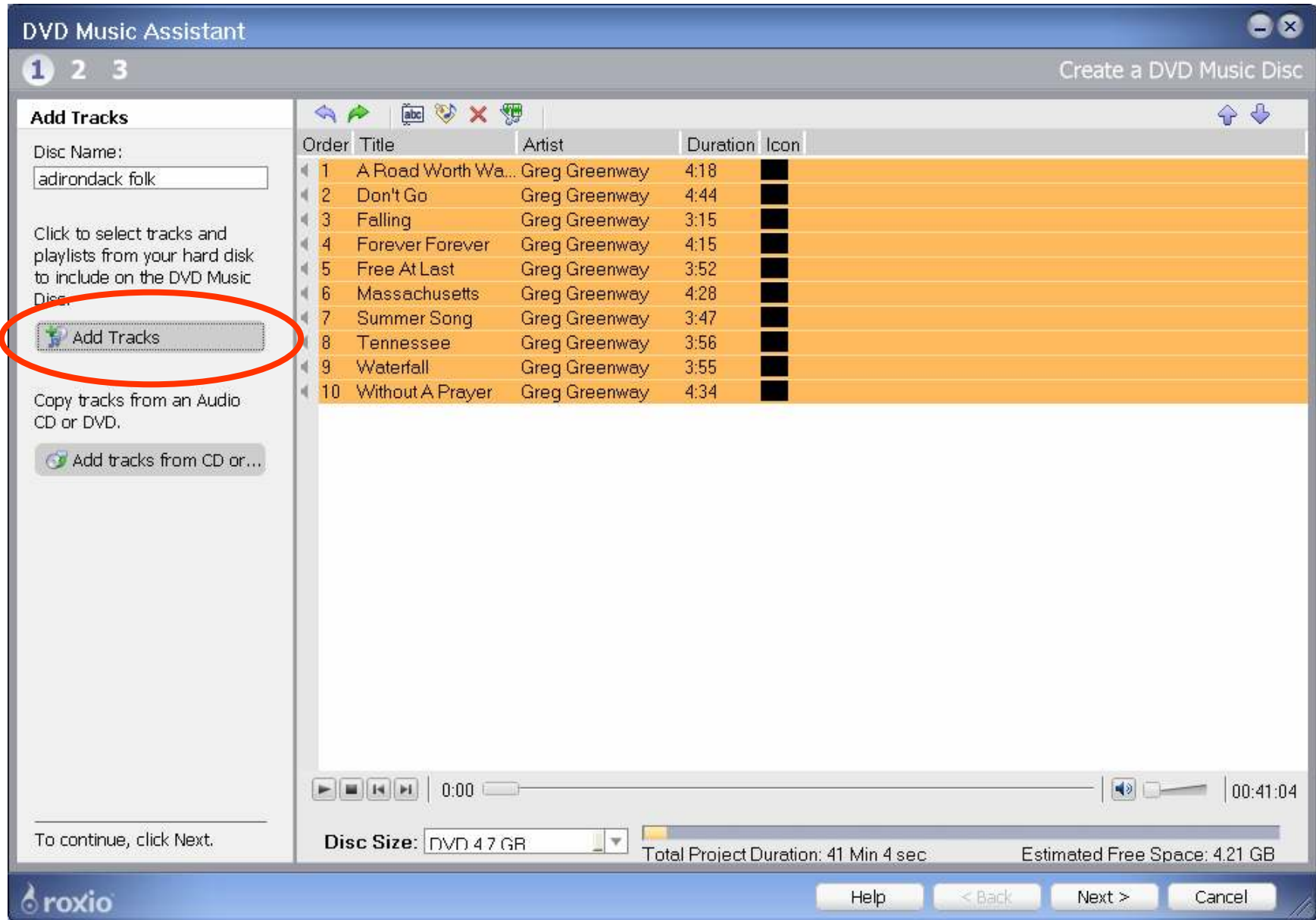
- Create Audio CD for Car or Home CD Player**
Create an audio CD from files on your hard drive or from other CDs.
- Create Jukebox Disc**
Create a CD or DVD to play on your computer or MP3/WMA/compressed music format player.
- Convert CDs**
Extract CDs to MP3 and other popular formats, and store them on your hard drive.
- Quick Music DVD**
Create a music DVD with hours of music for playback on your DVD player - navigate by artist, genre or track list.
- Convert LPs and Tapes**
Convert LPs and Tapes to audio CDs or MP3/WMA files. Use MusicID™ audio fingerprinting to automatically add title, artist and genre information.
- Capture Audio from Sound Card**
Easily record audio including Internet radio via your sound card.
- Music Disc Creator**
Create music projects with custom features for audio CDs, music DVDs, MP3/WMA discs, and portable players.

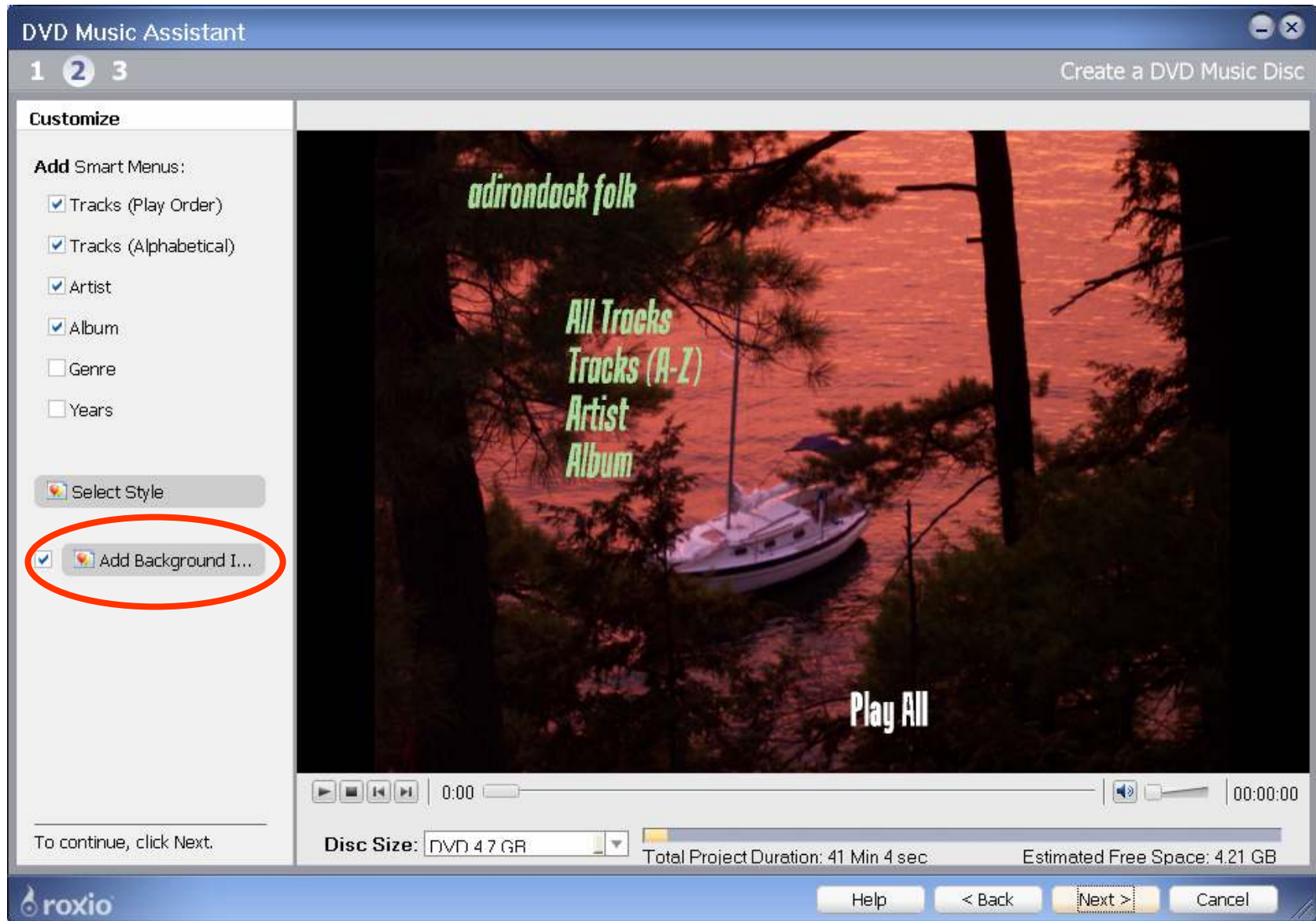
Video DVD Documents_and_Set

Destination Selection	Audio Guide
_NEC DVDRW DL (D:)	<input checked="" type="checkbox"/> Options

roxio









Output

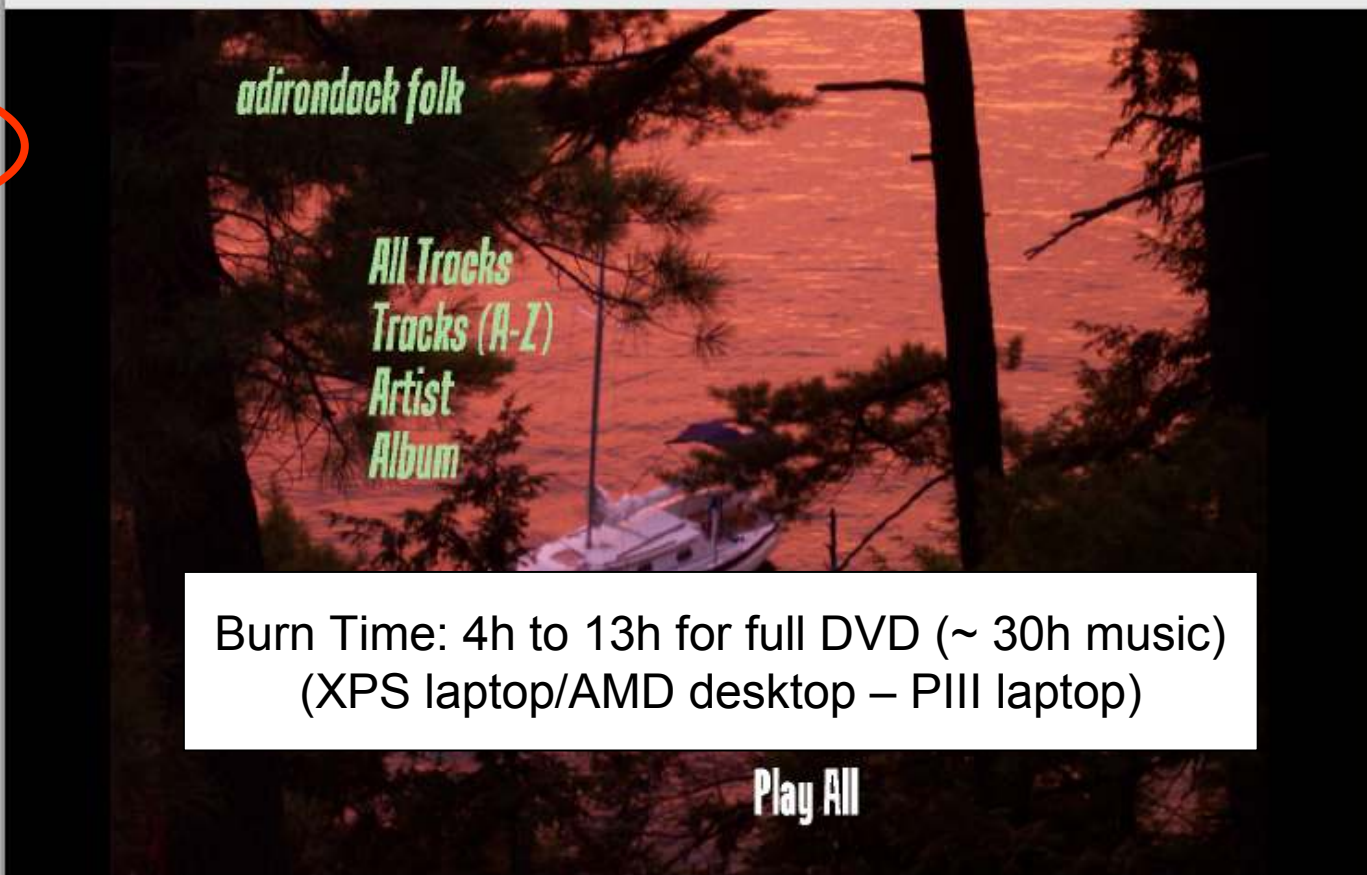
When you finish, choose one of the following output options:

 Burn

 Save

Click **Edit in Music Disc Creator** to continue working on this project using Music Disc Creator's advanced features.

 Edit in Music Disc Cre...



Burn Time: 4h to 13h for full DVD (~ 30h music)
(XPS laptop/AMD desktop – PIII laptop)

When done, click **Finish**.

0:00 | 00:00:00

Disc Size: DVD 4.7 GB | Total Project Duration: 41 Min 4 sec | Estimated Free Space: 4.21 GB

Final Thoughts

- Audio DVD creator - more versatile in background selection but plays one folder at a time
- Burner software –some issues, software for music CD/DVDs
- Roxio 9 – more expensive, tons of features!!!!
- Plays by folder, artist or all the cuts